

JULY 19
RAP584A

RAPTOR SUPER DUTY ADJUSTABLE HITCH

- 4,500kg max. tow capacity, 450kg Max. T.W.
- Tested & compliant with ADR62/02
- Tested up to 6,750kg (longitudinal tension)
- Solid steel shank with dual gussets for superior strength
- Suits 50mm or 70mm tow balls
- Reversible shank & ball platform give greater drop or rise height
- Adjustments 16 stage max rise 188mm max drop 210mm. (32mm increments)
- Optional shanks can give a drop of 370mm & rise up to 350mm
- Multi-pin holes give 3 length adjustments. 315-340-365mm
- H.T. 3/4" bolts, nyloc locking nuts and toothed conical washers gives superior strength
- Powder coated enamel finish gives greater protection from the elements
- Compatible with Hitchmaster DO35 & DO45, Treg, MCHitch, Hitch-Ezy, Alko, OZ Hitch 4.5t & Ark Couplings. Also suitable for the Ford Ranger short shank tow bar
- Manufactured to Mister Hitches strict quality and specifications

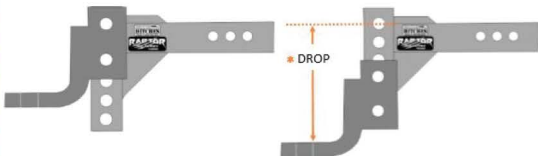


Tow Balls sold
separately

MHABM45-1

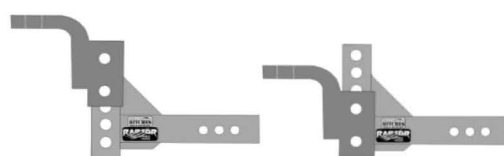
16 STAGES OF ADJUSTMENT - FULLY REVERSIBLE

Position 1. 115mm - 147mm - 179mm - 210mm DROP

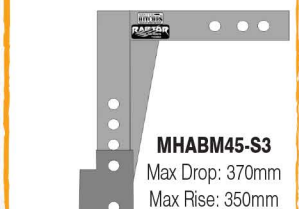
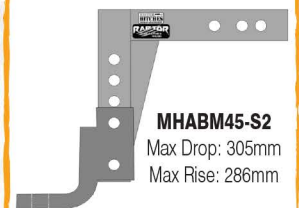


*Note: The rise and drop is measured from the top of the shank to the top of the ball platform

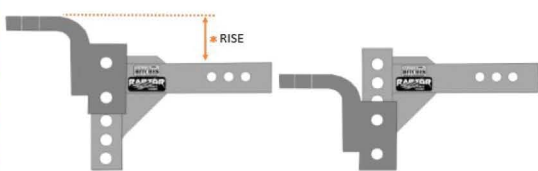
Position 4. 92mm - 124mm - 156mm - 188mm RISE



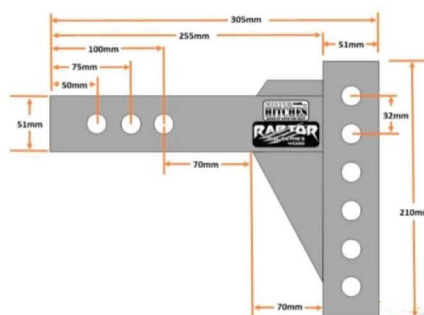
Optional Long Drop Shanks



Position 2. 80mm - 48mm - 16mm RISE - 16mm DROP



MHABM45-1 Raptor Shank Dimensions



Position 3. 4mm - 36mm - 68mm - 100mm DROP



THE ONLY HITCH YOU'LL EVER NEED!

*Pricing listed was correct at time of product bulletin preparation.
Manufacturers Names used for reference purposes only.