

Tow Point Recovery Kits Hooks, Shackles & Bridle

RP-CRU70KIT
suit 76/78/79 Series Cruiser



Point WLL5000kgs

RP-CRU70EKIT
suit 76/78/79 Series Cruiser
Extended to suit for Bash Plate



Point WLL5000kgs

RP-NAV22KIT
suit Navara D22



Point WLL3250kgs

RP-NAV40KIT
suit Navara D40



Point WLL3250kgs

RP-PRA120KIT
suit Prado 120

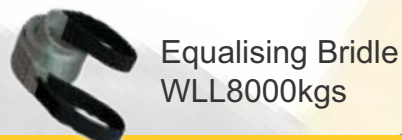
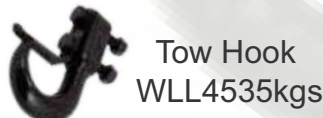



Point WLL5000kgs

RP-PRA150KIT
suit Prado 150



Point WLL3250kgs



E. & O.E.

VIC - Phone 1300 651 551
QLD - Phone 1300 559 086

Fax 1300 651 451
Fax 1300 559 842



Tow Point Recovery Kits Hooks, Shackles & Bridle

RP-PAT04KIT

suit GU3-GU5 Patrol, D40 Navara plus 80/100/105 series Landcruiser



Point WLL5000kgs



Patrol GU3

Navara D40

Landcruiser 105

RP-PAT01KIT1 suit GQ-GU Patrol



Point WLL5000kgs

RP-HIL05 suit 2005-on Hilux



Point WLL3250kgs

Note Bow Shackle for HIL05 kit WLL3250kgs

RP-PAT01KIT2 suit GQ-GU Patrol




Point WLL5000kgs

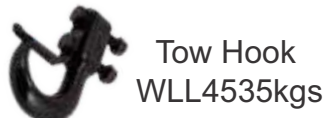
RP-CRU200KIT suit Landcruiser 200 Series



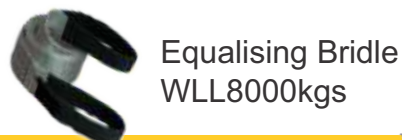
Point WLL5000kgs



Bow Shackle
WLL4750kgs



Tow Hook
WLL4535kgs



Equalising Bridle
WLL8000kgs

E. & O.E.

VIC - Phone 1300 651 551
QLD - Phone 1300 559 086

Fax 1300 651 451
Fax 1300 559 842





Tow Point Recovery Kits

Hooks, Shackles & Bridle

Roadsafe 4WD have put together some Tow Point kits including points, shackles and equalising bridle to encourage the use of Tow Points in pairs.

Off road driving demands for strong, reliable recovery points to cope with a huge variety of recovery situations. The purpose of a recovery tow point is to provide a safe and secure point from which to recover a stuck vehicle.

Roadsafe 4WD strongly recommend fitting Tow Points as a matched pair, bolted to the Chassis, and used in conjunction with each other in all straight line pull recovery situations with use of an Equalising Bridle. Warranty will not be considered if Tow Points are not used as recommended.

An Equalising Bridle is designed to evenly distribute the load on the vehicle during the recovery operation when connected to the two recovery tow points. The Roadsafe 4WD Equalising Bridles are designed in 2.5m x 6000kg minimum breaking strength, with a movable protective sleeve in the middle and black reinforced eyelet protectors.

Most Roadsafe 4WD Tow Points have been designed for use with a 4.7t Bow Shackle.

When bolted to the chassis, the use of Roadsafe 4WD Tow Points, used in conjunction with an Equalising Bridle attached with 4.7t Bow Shackles, creates a safer vehicle attachment system for recovery situations.

Setting up this system is straight forward, secure one eye of the equalising bridle to one of the installed Roadsafe 4WD Tow Hooks, pass the other end through the eye on the end of the snatch strap intended for use during the recovery operation. Then, hook the second end of the equalising bridle to the other installed Roadsafe 4WD Tow Hook. Line the equalising bridle up with the direction of pull intended and locate the protective sleeve on the equalising bridle in the snatch strap eye.

All Roadsafe 4WD Tow Points have been destruction tested during development, to ensure they have the ability to cope with a variety of potential recovery situations.



Bow Shackle
WLL4750kgs



Tow Hook
WLL4535kgs



Equalising Bridle
WLL8000kgs



Tow Points
WLL5000kgs

E. & O.E.

VIC - Phone 1300 651 551 Fax 1300 651 451
QLD - Phone 1300 559 086 Fax 1300 559 842

