










Battery Tray Application Guide

November 1st 2013

E.& O.E.

			Part No.	
FORD	RANGER GEN1 (MANUAL ONLY) - Fits under bonnet left-hand front skit. Only fits MANUAL models without ECU unit on LHF skirt. You need to remove horn from LHF Skirt & relocate to radiator support.	2007-2011	BT023	
FORD	RANGER GEN2 XLT & WILDTRACK TUB MOUNT (WITH TUB LINER)	2011-ON	BT025A	
FORD	RANGER GEN2 XL & XLS TUB MOUNT (NO TUB LINER)	2011-ON	BT025G	
HOLDEN	COLORADO - Fits to the chassis underneath the cab on the Drivers Side. Hangs down approx. 50mm but no lower than the Cross Member.	2007-2011	BT013	
HOLDEN	COLORADO TUB MOUNT	2007-ON	BT025B	
HOLDEN	RODEO - Fits to the chassis underneath the cab on the Drivers Side. Hangs down approx. 50mm but no lower than the Cross Member.	2007-2011	BT013	
HOLDEN	RODEO TUB MOUNT	2007-ON	BT025B	
ISUZU	DMAX - Fits to the chassis underneath the cab on the Drivers Side. Hangs down approx. 50mm but no lower than the Cross Member.	2007-2011	BT013	









Battery Tray Application Guide

November 1st 2013

E.& O.E.

			Part No.	
ISUZU	DMAX TUB MOUNT	2007-ON	BT025B	
MAZDA	BT-50 GEN1 (MANUAL ONLY) - Fits under bonnet left-hand front skit. Only fits MANUAL models without ECU unit on LHF skirt. You need to remove horn from LHF Skirt & relocate to radiator support.	2007-2011	BT023	
MAZDA	BT-50 GEN2 TUB MOUNT	2011-ON	BT025C	
MITSUBISHI	TRITON 2007-2013 - when fitting this battery tray the most efficient way is to use the n50 ZZ (10 inc case) size battery for your starting battery this battery is best to the rear of tray against fire wall and the n70 ZZ (12 inc case) size for auxiliary to do this you need pull the earth cable out of the plastic conduit then re tape conduit re-root earth cable back to fire wall of the vehicle and around back of new tray there is plenty of cable using new bolt (supplied) and fix earth cable to the skirt through tag on new tray.		BT016	
MITSUBISHI	PAJERO (DIESEL ONLY)	2010-2013	BT026	
MULTIFIT	MULTI FIT BATTERY BOX (UNDER TRAY). FITTING AREA UNDER THE TRAY 445mmX175mmX320mm. WILL FIT UP TO 330mm LONG BATTERY 120Ah.		BT039	
MULTIFIT	MULTI FIT BATTERY BOX (TRAY MOUNT) - MULTI-FIT BATTERY TRAY FOR FITMENT UNDER UTE TRAYS ETC. (TOP FITMENT AREA UNDER TRAY REQUIRED IS 320MM WIDE X 335MM LONG) HANGS DOWN 250MM.		BT008A	
MULTIFIT	MULTI FIT BATTERY BOX (TUB MOUNT). SITS ON TOP ON THE WHEEL ARCH INSIDE THE TUB (WILL NOT FIT SOME VEHICLES WITH TUB LINERS INSTALLED).		BT025	



		Part No.		
BT025KITA	FORD RANGER XLT & WILDTRACK 2011-ON FIT KIT ONLY FOR BT025 TRAY		BT025KITA	
BT025KITB	COLORADO/DMAX 2007-ON FIT KIT ONLY FOR BT025 TRAY		BT025KITB	
BT025KITC	MAZDA BT50 2011-ON FIT KIT ONLY FOR BT025 TRAY		BT025KITC	
BT025KITD	HILUX SR5 2005-ON FIT KIT ONLY FOR BT025 TRAY		BT025KITD	
BT025KITE	AMAROK 2009-ON FIT KIT ONLY FOR BT025 TRAY		BT025KITE	
BT025KITF	NAVARA D40 2005-ON FIT KIT ONLY TO SUIT BT025 TRAY		BT025KITF	
BT025KITG	FORD RANGER XL & XLS 2011-ON FIT KIT ONLY FOR BT025 TRAY		BT025KITG	
NISSAN	NAVARA D40 ST - please note year! (Battery Tray will be located on the passenger side of the vehicle, underneath the tub, slightly in front of the diff). Will only suit for vehicle with TUB - Not Tray. Will not suit for TRAY setup.	2001-2012	BT008	
NISSAN	NAVARA D40 ST - Made in Spain, so require the ST-X Style. (Battery Tray will be located on the passenger side of the vehicle, underneath the tub, slightly in front of the diff). Will only suit for vehicle with TUB - Not Tray. Will not suit for TRAY setup.	2012-2013	BT007	
NISSAN	NAVARA D40 ST-X (Battery Tray will be located on the passenger side of the vehicle, underneath the tub, slightly in front of the diff). Will only suit for vehicle with TUB - Not Tray. Will not suit for TRAY setup.	2005-2013	BT007	
NISSAN	NAVARA D40 TUB MOUNT	2005-2013	BT025F	
NISSAN	PATROL GU 3.0L-4.2L DIESEL ST - Please make sure there are no relays or aftermarket fuel fitters in the way prior to fitment. Must include Guard Support. Failure to install with guard support will result in cracking of the guard inner.	1998-2013	BT037	
TOYOTA	HILUX 2005-2013 - fits Diesel & Petrol, 4x4, single cab, space cab & dual cab and workmate 4x2 models. Fits N70ZZ (12 inc case) size battery. Dual trays that fit under the bonnet on this model require the module to be relocated from firewall, our product has the bolt pattern for the module to be fixed to the side without any re-wiring or drilling.		BT004	



Battery Tray Application Guide

November 1st 2013

E.& O.E.

			Part No.	
TOYOTA	HILUX SR5 TUB MOUNT	2005-2013	BT025D	
TOYOTA	PRADO 120 3.0l Turbo Diesel 4x4 LWD & SWB	2003-2011	BT014	
TOYOTA	PRADO 150 (INCL TURBO DIESEL) - requires relocation of the air-con bracket to battery tray	2010-2013	BT009	
TOYOTA	LANDCRUISER 76 SERIES VDJ V8 MODEL (4D WAGON) Installation requires drilling holes in LHF Skirt.	2007-2013	BT019	
TOYOTA	LANDCRUISER 78 SERIES (TROOPIE) (EXCL WAGON) Installation requires drilling holes in LHF Skirt.	2007-2013	BT019	
TOYOTA	LANDCRUISER 79 SERIES (UTE) (EXCL WAGON) Installation requires drilling holes in LHF Skirt.	2007-2013	BT019	
VW	AMAROK TUB MOUNT	2009-ON	BT025E	

Most Trays fit a N70 ZZ (12 inch case) size battery